



SERIE ERG-H

PRESSURE REGULATOR
SINGLE STAGE WITH BLOCK
VALVE MAXIMUM PRESSURE 5 BAR

ERG-H

ERG-H series gas pressure regulators are used in the gas lines in order to reduce maximum 5 bar input pressure to the desired output pressure between 16 and 500 mbar. The range of the output pressure can be set with the choice of different springs.

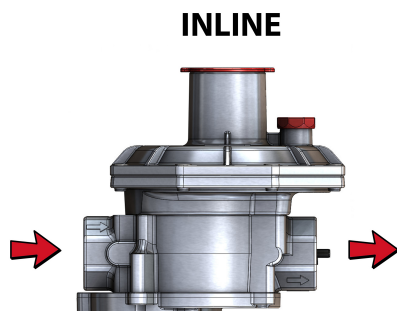
The regulators are manufactured according to Ped Directive 2014/68/EU. The functional tests are performed according to EN334.

TECHNICAL INFORMATION

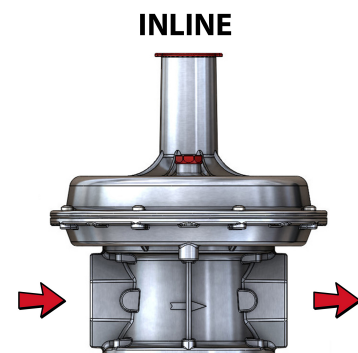
- Usage : City gas networks and gas pipelines in industrial areas
- Medium : Non-corrosive gases such as Natural Gas (Methane), LPG, Town Gas, Air, etc...
- Pressure Class : PN5
- Connection or Port Size : 1/2", 3/4", 1", 1 1/4", 1 1/2", 2" Threaded and (Flanged)
- Inlet Pressure Range : 0.5 up to 5 bar
- Outlet Pressure Range : 16 mbar up to 500 mbar
- Filter : Optional
- Number of Stages : Single Stage
- Accuracy Class : AC 10 ($\pm 10\%$) (On Request AC5, AC15, AC20)
- Ambient Temperature : -20°C up to 60°C (On request -40 °C)
- Shut Off Time : Less than 1 second

- Material Standard : Aluminum-EN 1706 / Brass-EN 12164 and EN 12165 / Rubber-EN 549
- According to Directives : 2014/68/EU
- Capacity : Up to 1000m³/h

Configuration

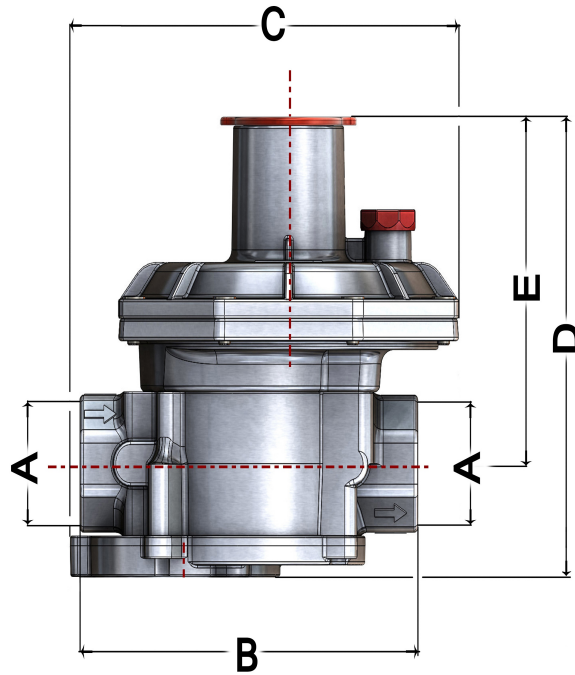


ERG-H 1015 - 1020 - 1025

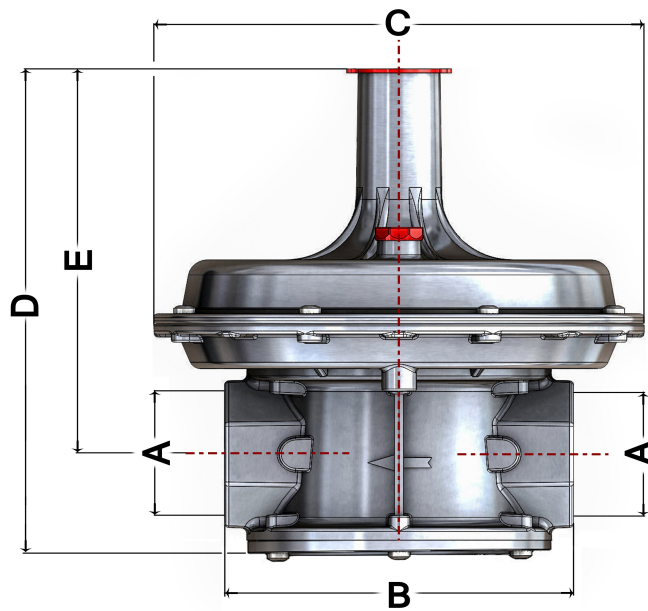


ERG-H 1032 - 1040 - 1050

Dimension (mm)



| MODEL | A | B | C | D | E |
|------------|------|-----|-----|-----|-----|
| ERG-H 1015 | 1/2" | 136 | 156 | 215 | 110 |
| ERG-H 1020 | 3/4" | 136 | 156 | 215 | 110 |
| ERG-H 1025 | 1" | 136 | 156 | 215 | 110 |



| MODEL | A | B | C | D | E |
|------------|--------|-----|-----|-----|-----|
| ERG-H 1032 | 1 1/4" | 160 | 225 | 238 | 183 |
| ERG-H 1040 | 1 1/2" | 160 | 225 | 238 | 183 |
| ERG-H 1050 | 2" | 162 | 225 | 238 | 192 |



Threaded



Threaded



Flanged

RELIEF VALVE

SAFETY AND ACCESSORIES


Relief valve

The regulator can be produced with an overflow valve. The valve continuously monitors the pressure output and when it detects a level of pressure higher than the pressure of nominal output of the regulator, active e discharges gas into the atmosphere.


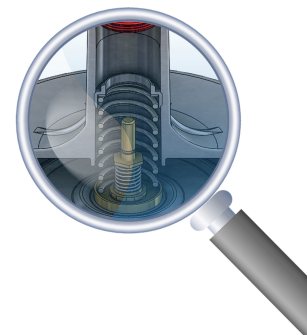
The relief valve has a capacity limited discharge. Usually the point of calibration is less than calibration of the maximum pressure block.

Under certain conditions, such as the expansion of gas during the seasons hot, the valve is activated earlier that the maximum pressure block close the gas lines. It prevents it random shutdown for how long concerns the increase in pressure on output side.


The relief valve can be recalibrated using appropriate tools



Relief



Relief



Product line



Rotoid Meters



Turbine Meters



Pressure Regulators



Volume corrector



diaphragm gas meters



Smart meters

metrixitalia

Metrix Italia s.r.l.

Via Nona Strada 53 - 35129 Padova (Italy)

Tel: +39 049 5349377 - Fax: +39 049 8076008

www.metrixitalia.it - E-mail: info@metrixitalia.it